



EUROPEAN  
PLATFORM OF  
INTEGRATING  
CITIES

# Alcorcón

## Spain

Alcorcón is a relatively large medium-sized city of just under 200,000 inhabitants, and is seen as a working-class municipality neighbouring Madrid



EPIC research methods try to avoid imposing categories of migration on participants to move away from rigid traditional concepts of integration. The results displayed in this card portrait how the diverse participants of that city defined themselves in terms of their mobility and integration experiences.



### Do you use and understand the word integration?



Migrated to city

Born in city

79%  
Yes

21%  
No

79%  
Yes

21%  
No

### Where do you turn for practical support to increase your sense of integration?



Migrated to city

Born in city

NGOs



54%

70%

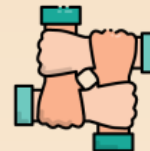
Local  
community



8%

20%

Migrant  
community



15%

10%

Family



15%

0%

Neighbours



8%

0%

Local  
authority



0%

0%

### Did you migrate to this city?

No, I was born here 50%

Yes 50%



Large numbers are  
**employed in construction.**



### Why did you migrate to this city?



### What's more important for you?



Migrated to city

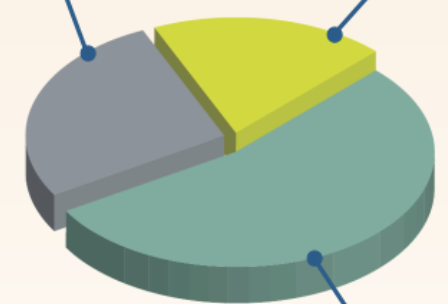
Born in city

Being (socially)  
well connected  
13%

Being able to  
choose what is  
better for yourself  
14%

Being (socially)  
well connected  
27%

Being able to  
choose what is  
better for yourself  
19%





EUROPEAN  
PLATFORM OF  
INTEGRATING  
CITIES

# Brescia

Italy

Brescia city is located within the Lombardy region, and is the principal town of the Province of Brescia. The province has a population of 1,264,000 people, and Brescia city has a population of 196,670.



EPIC research methods try to avoid imposing categories of migration on participants to move away from rigid traditional concepts of integration. The results displayed in this card portrait how the diverse participants of that city defined themselves in terms of their mobility and integration experiences.



Do you use and understand the word integration?



Migrated to city

Born in city

97%  
Yes

3%  
No

98%  
Yes

2%  
No

Where do you turn for practical support to increase your sense of integration?



Migrated to city

Born in city

NGOs



11%

6%

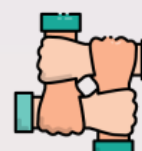
Local community



29%

62%

Migrant community



14%

9%

Family



14%

6%

Neighbours



25%

4%

Local authority



7%

13%

What's more important for you?



Migrated to city

Born in city

Being (socially) well connected  
28%

Being able to choose what is better for yourself  
22%

Being (socially) well connected  
31%

Being able to choose what is better for yourself  
32%

Being (financially) autonomous  
50%

Being (financially) autonomous  
37%

Did you migrate to this city?

No, I was born here 65%

Yes 35%



Brescia is densely urbanised.

Industry is based on manufacturing in the metallurgic sector, textiles, food processing, and agriculture.



Why did you migrate to this city?



This infographic is funded by the European Union's Asylum, Migration and Integration Fund. Its content represents the views of the EPIC consortium only and is its sole responsibility. The European Commission does not accept any responsibility for use that may be made of the information it contains.





EUROPEAN  
PLATFORM OF  
INTEGRATING  
CITIES

# Ioannina

## Greece

Ioannina is situated in northwest mainland Greece and is the main city of the Epirus administrative region. Migration appears to be a strong feature of the city's history and identity and migrants have been attracted to the area due to economic opportunities.



EPIC research methods try to avoid imposing categories of migration on participants to move away from rigid traditional concepts of integration. The results displayed in this card portrait how the diverse participants of that city defined themselves in terms of their mobility and integration experiences.



### Do you use and understand the word integration?



Migrated to city

Born in city

94%  
Yes

6%  
No

97%  
Yes

3%  
No

### Where do you turn for practical support to increase your sense of integration?



Migrated to city

Born in city

NGOs



17%

13%

Local  
community



42%

17%

Migrant  
community



25%

22%

Family



8%

4%

Neighbours



0%

13%

Local  
authority



8%

30%



### What's more important for you?

Migrated to city

Born in city

Being (socially)  
well connected  
21%

Being able to  
choose what is  
better for yourself  
32%

Being (socially)  
well connected  
33%

Being able to  
choose what is  
better for yourself  
28%

Being  
(financially)  
autonomous  
47%

Being  
(financially)  
autonomous  
39%

### The city population

is a pproximately 10% non-Greek origin, primarily Albanian, alongside Pakistanis, Cypriots, Chinese and Africans.



### Did you migrate to this city? \*

No, I was born here 33%

Yes 67%



\* this percentage involves both external and internal migration

Ioannina city boasts a diverse economy  
focused on **food production,**  
**education and tourism.**



### Why did you migrate to this city?





EUROPEAN  
PLATFORM OF  
INTEGRATING  
CITIES

# Gdansk

Poland

Gdansk is a city in the north of Poland, and is the country's primary seaport. It has a population estimated at 460,000 (2018) and is home to some 25,000 refugees and migrants.



Do you use and understand the word integration?



Migrated to city

Born in city

90%  
Yes

10%  
No

92%  
Yes

8%  
No

Where do you turn for practical support to increase your sense of integration?



Migrated to city

Born in city

NGOs



9%

28%

Local community



34%

44%

Migrant community



34%

11%

Family



20%

11%

Neighbours



0%

6%

Local authority



3%

0%



What's more important for you?

Migrated to city

Born in city

Being (socially) well connected  
32%

Being able to choose what is better for yourself  
25%

Being (socially) well connected  
42%

Being able to choose what is better for yourself  
25%

Being (financially) autonomous  
43%

Being (financially) autonomous  
33%

EPIC research methods try to avoid imposing categories of migration on participants to move away from rigid traditional concepts of integration. The results displayed in this card portrait how the diverse participants of that city defined themselves in terms of their mobility and integration experiences.



Gdansk is described as **multicultural**, including a variety of cultures in its history.

Did you migrate to this city?

No, I was born here **71%**  
Yes **29%**



Most migration into Gdansk is from Ukraine, Chechnya, Georgia, and Belarus, but there are also refugees from countries such as Rwanda and Syria

Why did you migrate to this city?







EUROPEAN  
PLATFORM OF  
INTEGRATING  
CITIES

## Oberhausen

### Germany

Oberhausen is a city in the Ruhr region, with a population of approximately 211,000 people. It is a town recognised for its post-industrial history. Efforts to regenerate and diversify the city have been a key feature of its post-industrial identity.



EPIC research methods try to avoid imposing categories of migration on participants to move away from rigid traditional concepts of integration. The results displayed in this card portrait how the diverse participants of that city defined themselves in terms of their mobility and integration experiences.



### Do you use and understand the word integration?



Migrated to city

Born in city

85%  
Yes

15%  
No

96%  
Yes

4%  
No

### Where do you turn for practical support to increase your sense of integration?



Migrated to city

Born in city

NGOs



14%

6%

Local  
community



16%

26%

Migrant  
community



10%

3%

Family



38%

45%

Neighbours



12%

16%

Local  
authority



10%

3%

### What's more important for you?



Migrated to city

Born in city

Being (socially)  
well connected  
31%

Being able to  
choose what is  
better for yourself  
31%

Being (socially)  
well connected  
39%

Being able to  
choose what is  
better for yourself  
26%

Being  
(financially)  
autonomous  
38%

Being  
(financially)  
autonomous  
35%



In 2015, Oberhausen received more  
**migrants and refugees**  
than any other region in Germany.



### Did you migrate to this city?

No, I was born here 57%

Yes 43%



In 2017 the city was said to be home to around  
**1,902/2,500 asylum seekers.**



### Why did you migrate to this city?



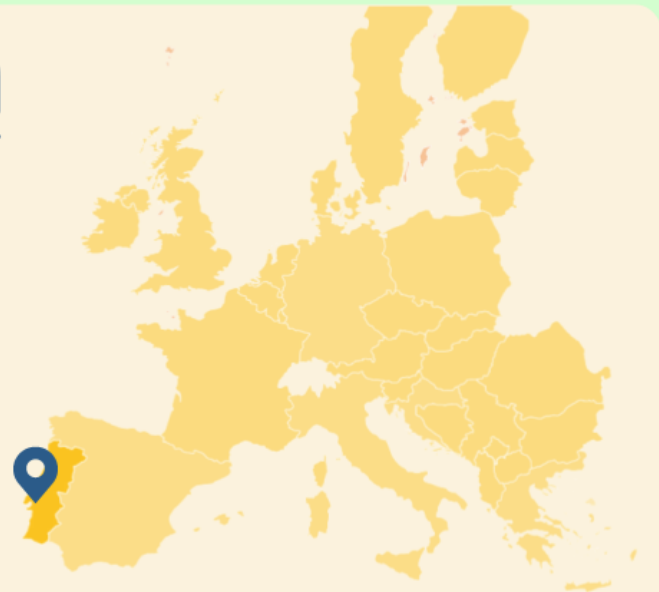


EUROPEAN  
PLATFORM OF  
INTEGRATING  
CITIES

# Lisbon

## Portugal

Lisbon had a population of approximately 504,471 in 2017, 9.8% of which were migrants, although other estimates for previous years were higher. The city went from a place from which people emigrated, to a migrant destination in the late 1990s.



EPIC research methods try to avoid imposing categories of migration on participants to move away from rigid traditional concepts of integration. The results displayed in this card portrait how the diverse participants of that city defined themselves in terms of their mobility and integration experiences.



### Do you use and understand the word integration?



Migrated to city

Born in city

100%  
Yes

0%  
No

100%  
Yes

0%  
No

### Where do you turn for practical support to increase your sense of integration?



Migrated to city

Born in city

NGOs



54%

50%

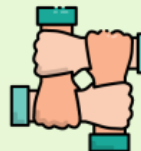
Local  
community



8%

33%

Migrant  
community



38%

0%

Family



0%

0%

Neighbours



0%

17%

Local  
authority



0%

19%



What's more  
important for you?

### Did you migrate to this city?

No, I was born here 72%


Yes 28%



Increased labour demands  
have been largely associated  
with the growth of the  
**construction sector.**



### Why did you migrate to this city?



This infographic is funded by the European Union's Asylum, Migration and Integration Fund. Its content represents the views of the EPIC consortium only and is its sole responsibility. The European Commission does not accept any responsibility for use that may be made of the information it contains.





EUROPEAN  
PLATFORM OF  
INTEGRATING  
CITIES

# Sisak

## Croatia

Sisak is a city in central Croatia, a country not considered an immigration destination, with a relatively limited presence of third country nationals, mainly coming from former Yugoslavian states Bosnia and Herzegovina, Serbia and Kosovo.



EPIC research methods try to avoid imposing categories of migration on participants to move away from rigid traditional concepts of integration. The results displayed in this card portrait how the diverse participants of that city defined themselves in terms of their mobility and integration experiences.



### Do you use and understand the word integration?



Migrated to city

Born in city

93%  
Yes

7%  
No

91%  
Yes

9%  
No



The population estimate for 2020 was **42,844.87**.



### Did you migrate to this city?

No, I was born here **70%**

Yes **30%**



There has been a **population decline** since 1990's.



### Why did you migrate to this city?



### Where do you turn for practical support to increase your sense of integration?



Migrated to city

Born in city

NGOs



13%

20%

Local community



20%

37%

Migrant community



20%

3%

Family



33%

23%

Neighbours



7%

7%

Local authority



7%

10%



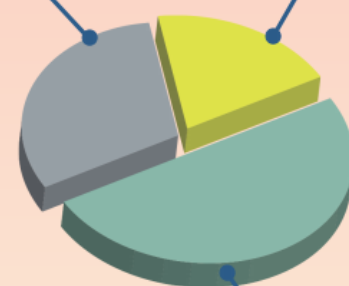
### What's more important for you?

Migrated to city

Born in city

Being (socially) well connected  
**34%**

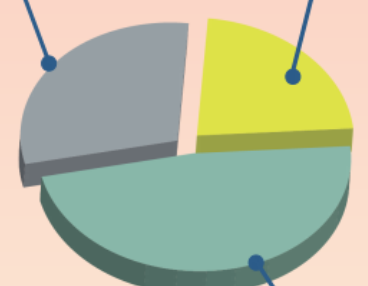
Being able to choose what is better for yourself  
**16%**



Being (financially) autonomous  
**50%**

Being (socially) well connected  
**25%**

Being able to choose what is better for yourself  
**38%**



Being (financially) autonomous  
**37%**



This infographic is funded by the European Union's Asylum, Migration and Integration Fund. Its content represents the views of the EPIC consortium only and is its sole responsibility. The European Commission does not accept any responsibility for use that may be made of the information it contains.



EUROPEAN  
PLATFORM OF  
INTEGRATING  
CITIES

## Sardinia

### Italy

Sardinia is a region with special status in Italy and greater administrative and legislative autonomy from the Constitution. Sardinia experienced the lowest levels of immigration in Italy although Sardinian cities had higher migrant populations in comparison to net migration statistics.



EPIC research methods try to avoid imposing categories of migration on participants to move away from rigid traditional concepts of integration. The results displayed in this card portrait how the diverse participants of that city defined themselves in terms of their mobility and integration experiences.



### Do you use and understand the word integration?



Migrated to city

Born in city

85%  
Yes

15%  
No

96%  
Yes

4%  
No

### Where do you turn for practical support to increase your sense of integration?



Migrated to city

Born in city

NGOs



3%

3%

Local  
community



24%

67%

Migrant  
community



26%

9%

Family



13%

6%

Neighbours



8%

0%

Local  
authority



26%

15%

### What's more important for you?



Migrated to city

Born in city

Being (socially)  
well connected  
31%

Being able to  
choose what is  
better for yourself  
31%

Being (socially)  
well connected  
28%

Being able to  
choose what is  
better for yourself  
29%

Being  
(financially)  
autonomous  
38%

Being  
(financially)  
autonomous  
43%

48  
Responses

Cagliari

35  
Responses

Oristano

**Migrant populations** are more concentrated in the provinces of Cagliari, Sassari, and Olbia Tempio.

### Did you migrate to this city?

No, I was born here 56%

Yes 44%



Sardina has become an increasingly attractive 'point of entry' for migrants from north Africa.

### Why did you migrate to this city?







EUROPEAN  
PLATFORM OF  
INTEGRATING  
CITIES

## Thessaloniki

### Greece

Thessaloniki is the second-largest city in Greece with a population of over 1 million people. It is an influential city for the northern parts of the country and is the capital of the region of Central Macedonia.



EPIC research methods try to avoid imposing categories of migration on participants to move away from rigid traditional concepts of integration. The results displayed in this card portrait how the diverse participants of that city defined themselves in terms of their mobility and integration experiences.



### Do you use and understand the word integration?



Migrated to city

Born in city

**78%**  
Yes

**22%**  
No

**88%**  
Yes

**12%**  
No

### Where do you turn for practical support to increase your sense of integration?



Migrated to city

Born in city

NGOs



**35%**

**20%**

Local  
community



**20%**

**35%**

Migrant  
community



**25%**

**0%**

Family



**25%**

**5%**

Neighbours



**0%**

**5%**

Local  
authority



**5%**

**35%**



### What's more important for you?

Migrated to city

Born in city

Being (socially)  
well connected  
**31%**

Being able to  
choose what is  
better for yourself  
**26%**

Being (socially)  
well connected  
**31%**

Being able to  
choose what is  
better for yourself  
**35%**

Being  
(financially)  
autonomous  
**43%**

Being  
(financially)  
autonomous  
**34%**



Thessaloniki hosts around **16,000 asylum seekers** and refugees from Syria, Afghanistan, Iraq, Turkey, Iran, Pakistan, plus south Asian and African countries.



### Did you migrate to this city? \*

No, I was born here **43%**

Yes **57%**



this percentage involves both external and internal migration

Some refugees see Thessaloniki as a transit city. For others, Thessaloniki is their new permanent home and seek to integrate into Greek society.



### Why did you migrate to this city?





EUROPEAN  
PLATFORM OF  
INTEGRATING  
CITIES

# Zagreb

## Croatia

With a population of over 800,000 people, Zagreb is the capital and the major city of Croatia. During the time of the so-called "refugee crisis", Croatia became a transit country for hundreds of thousands of people, mostly from the main war-affected areas.



EPIC research methods try to avoid imposing categories of migration on participants to move away from rigid traditional concepts of integration. The results displayed in this card portrait how the diverse participants of that city defined themselves in terms of their mobility and integration experiences.



### Do you use and understand the word integration?



Migrated to city

Born in city

80%  
Yes

20%  
No

86%  
Yes

14%  
No



The large majority of its citizens in Zagreb are Croats, comprising **93% of the total population**.



### Did you migrate to this city?

No, I was born here **17%**

Yes **83%**



Around 55,000 residents in Zagreb are from other (non-Croat) ethnic minorities.



### Why did you migrate to this city?



### Where do you turn for practical support to increase your sense of integration?



Migrated to city

Born in city

NGOs



29%

29%

Local community



13%

29%

Migrant community



42%

0%

Family



8%

29%

Neighbours



4%

13%

Local authority



4%

0%



### What's more important for you?

Migrated to city

Born in city

Being (socially) well connected  
**31%**

Being able to choose what is better for yourself  
**19%**

Being (socially) well connected  
**30%**

Being able to choose what is better for yourself  
**22%**

Being (financially) autonomous  
**50%**

Being (financially) autonomous  
**48%**